

Contents

Chapter 1	Basic Facts Through 10	
Lesson 1-1	Numbers 0 Through 10	1
Lesson 1-2	Sums Through 5	3
Lesson 1-3	Sums Through 10	5
Lesson 1-4	Subtracting From 5 and Less	7
Lesson 1-5	Subtracting From 10 and Less	9
Lesson 1-6	Mixed Practice	11
Lesson 1-7	● Problem Solving: Write a Number Sentence <i>It's Algebra!</i>	13
	Chapter 1 Test	15

Chapter 2	Basic Facts Through 12	
Lesson 2-1	Sums Through 12	17
Lesson 2-2	Practice Sums Through 12	19
Lesson 2-3	● Problem Solving: Make and Use a Table	21
Lesson 2-4	Subtracting From 12 and Less	23
Lesson 2-5	Practice Subtracting From 12 and Less	25
Lesson 2-6	Mixed Practice	27
Lesson 2-7	● Problem Solving: Act It Out	29
	Chapter 2 Test	31
	● Cumulative Assessment	32

Chapter 3	Addition Facts Through 18	
Lesson 3-1	Numbers Through 19	33
Lesson 3-2	Review Sums Through 12	35
Lesson 3-3	Sums Through 14	37
Lesson 3-4	Money Sums Through 14¢	39
Lesson 3-5	Sums Through 16	41
Lesson 3-6	Sums Through 18	43
Lesson 3-7	Column Addition <i>It's Algebra!</i>	45
Lesson 3-8	Money Sums Through 18¢	47
Lesson 3-9	● Problem Solving: Too Much Information	49
	Chapter 3 Test	51
	● Cumulative Assessment	52

Chapter 4	Subtraction Facts Through 18	
Lesson 4-1	Review Subtracting From 12 and Less	53
Lesson 4-2	Subtracting From 14 and Less	55
Lesson 4-3	● Problem Solving: Make and Use a Line Plot	57

Lesson 4-4	Subtracting From 16 and Less	59
Lesson 4-5	Subtracting From 18 and Less	61
Lesson 4-6	Practice Subtracting From 18 and Less	63
Lesson 4-7	Subtracting From 18¢ and Less	65
	Chapter 4 Test	67
	● Cumulative Assessment	68

Chapter 5 Numbers Through Hundreds

Lesson 5-1	Numbers Through 100	69
Lesson 5-2	Counting Hundreds, Tens, and Ones	71
Lesson 5-3	Place Value Through Hundreds	73
Lesson 5-4	Counting Dollars, Dimes, and Pennies	75
Lesson 5-5	Counting Through 1,000	77
Lesson 5-6	10 More, 10 Less; 100 More, 100 Less	79
Lesson 5-7	Comparing 2-Digit Numbers <i>It's Algebra!</i>	81
Lesson 5-8	Comparing 3-Digit Numbers <i>It's Algebra!</i>	83
Lesson 5-9	Ordinal Numbers	85
Lesson 5-10	Number Names	87
Lesson 5-11	● Problem Solving: Look for a Pattern	89
	Chapter 5 Test	91
	● Cumulative Assessment	92

Chapter 6 Time and Money

Lesson 6-1	Telling Time to the Hour and Half-Hour	93
Lesson 6-2	Telling Time to 5 Minutes	95
Lesson 6-3	Telling Time, Before and After	97
Lesson 6-4	Elapsed Time	99
Lesson 6-5	Telling Time to the Minute	101
Lesson 6-6	Days, Weeks, and Months	103
Lesson 6-7	Using a Calendar	105
Lesson 6-8	Counting Money Through Dimes	107
Lesson 6-9	Counting Money Through Quarters	109
Lesson 6-10	Counting Money Through Half-Dollars	111
Lesson 6-11	Counting Money Through Dollars	113
Lesson 6-12	● Problem Solving: Act It Out	115
	Chapter 6 Test	117
	● Cumulative Assessment	118
	Math Transition Award	119

Chapter 7	Addition With 2-Digit Numbers	
Lesson 7-1	Adding 2-Digit and 1-Digit Numbers	121
Lesson 7-2	Addition With Regrouping	123
Lesson 7-3	Adding 2-Digit Numbers	125
Lesson 7-4	Adding Multiples of 10	127
Lesson 7-5	Finding 3-Digit Sums	129
Lesson 7-6	Adding Money	131
Lesson 7-7	● Problem Solving: Make an Organized List	133
	Chapter 7 Test	135
	● Cumulative Assessment	136

Chapter 8	Subtraction With 2-Digit Numbers	
Lesson 8-1	Subtracting 2-Digit Numbers	137
Lesson 8-2	Regrouping a Ten to Subtract	139
Lesson 8-3	Subtracting With Regrouping	141
Lesson 8-4	Review Subtracting With Regrouping	143
Lesson 8-5	Practice Subtracting With Regrouping	145
Lesson 8-6	Using Addition to Check Subtraction	147
Lesson 8-7	Subtracting Money	149
Lesson 8-8	● Problem Solving: Make and Use a Graph	151
	Chapter 8 Test	153
	● Cumulative Assessment	154

Chapter 9	Adding and Subtracting 2-Digit Numbers	
Lesson 9-1	Finding 2- or 3-Digit Sums	155
Lesson 9-2	Column Addition <i>It's Algebra!</i>	157
Lesson 9-3	Subtracting With Regrouping	159
Lesson 9-4	Mixed Review	161
Lesson 9-5	Addition and Subtraction Sentences	163
Lesson 9-6	Subtracting Money	165
Lesson 9-7	Adding Money	167
Lesson 9-8	Estimating Sums <i>It's Algebra!</i>	169
Lesson 9-9	● Problem Solving: Choose an Operation	171
	Chapter 9 Test	173
	● Cumulative Assessment	174

Chapter 10	Adding 3-Digit Numbers	
Lesson 10-1	Place Value Through 1,000	175
Lesson 10-2	Review Adding 2-Digit Numbers	177
Lesson 10-3	Adding a 3-Digit and a 1-Digit Number	179
Lesson 10-4	Adding a 3-Digit and a 2-Digit Number	181

Lesson 10-5	Adding With 2 Regroupings	183
Lesson 10-6	Practice Adding with 1 or 2 Regroupings	185
Lesson 10-7	Adding Two 3-Digit Numbers	187
Lesson 10-8	Adding 3-Digit Numbers	189
Lesson 10-9	Adding Money	191
Lesson 10-10	Estimating Cost <i>It's Algebra!</i>	193
Lesson 10-11	● Problem Solving: Use Information From a List	195
	Chapter 10 Test	197
	● Cumulative Assessment	198

Chapter 11 Subtracting 3-Digit Numbers

Lesson 11-1	Subtracting a 1-Digit From a 2-Digit Number	199
Lesson 11-2	Subtracting 2-Digit Numbers	201
Lesson 11-3	Subtracting a 1-Digit From a 3-Digit Number	203
Lesson 11-4	Subtracting Multiples of 10	205
Lesson 11-5	Subtracting a 2-Digit From a 3-Digit Number	207
Lesson 11-6	Subtracting 3-Digit Numbers	209
Lesson 11-7	Practice Subtracting With 1 or 2 Regroupings	211
Lesson 11-8	Subtracting Money	213
Lesson 11-9	Estimating Differences <i>It's Algebra!</i>	215
Lesson 11-10	● Problem Solving: Use Logical Reasoning <i>It's Algebra!</i>	217
	Chapter 11 Test	219
	● Cumulative Assessment	220

Chapter 12 Adding and Subtracting 3-Digit Numbers

Lesson 12-1	Adding 3-Digit Numbers	221
Lesson 12-2	Column Addition <i>It's Algebra!</i>	223
Lesson 12-3	Subtracting 3-Digit Numbers	225
Lesson 12-4	Practice Subtracting 3-Digit Numbers	227
Lesson 12-5	Checking Subtraction	229
Lesson 12-6	Subtracting Money	231
Lesson 12-7	● Problem Solving: Use Data From a Picture	233
	Chapter 12 Test	235
	● Cumulative Assessment	236

Chapter 13 Geometry and Fractions

Lesson 13-1	Solid Figures	237
Lesson 13-2	Faces, Vertices, and Edges	239
Lesson 13-3	Plane Figures	241
Lesson 13-4	Slides, Flips, and Turns	243
Lesson 13-5	Symmetry	245
Lesson 13-6	Fractions	247

Lesson 13-7	Fractional Parts	249
Lesson 13-8	Parts of a Whole	251
Lesson 13-9	Parts of a Group With the Same Objects	253
Lesson 13-10	Parts of a Group With Different Objects	255
Lesson 13-11	● Problem Solving: Draw a Picture	257
	Chapter 13 Test	259
	● Cumulative Assessment	260

Chapter 14 Measurement

Lesson 14-1	Inches and Feet	261
Lesson 14-2	Measuring to the Nearest Inch	263
Lesson 14-3	Pounds and Ounces	265
Lesson 14-4	Cups, Pints, and Quarts	267
Lesson 14-5	Centimeters and Meters	269
Lesson 14-6	Measuring to the Nearest Centimeter	271
Lesson 14-7	Grams and Kilograms	273
Lesson 14-8	Milliliters and Liters	275
Lesson 14-9	Perimeter	277
Lesson 14-10	● Problem Solving: Try, Check, and Revise <i>It's Algebra!</i>	279
Lesson 14-11	Area	281
Lesson 14-12	Temperature	283
	Chapter 14 Test	285
	● Cumulative Assessment	286

Chapter 15 Multiplication and Division Through 5

Lesson 15-1	Multiplying by the Factor 2	287
Lesson 15-2	Multiplying by the Factor 3	289
Lesson 15-3	Multiplying by the Factor 4	291
Lesson 15-4	Multiplying by the Factor 5	293
Lesson 15-5	Order in Multiplication	295
Lesson 15-6	● Problem Solving: Choose an Operation <i>It's Algebra!</i>	297
Lesson 15-7	Dividing by 2 <i>It's Algebra!</i>	299
Lesson 15-8	Dividing by 3 <i>It's Algebra!</i>	301
Lesson 15-9	Dividing by 4 <i>It's Algebra!</i>	303
Lesson 15-10	Dividing by 5 <i>It's Algebra!</i>	305
Lesson 15-11	● Problem Solving: Make and Use a Picture Graph	307
Lesson 15-12	Coordinate Graph <i>It's Algebra!</i>	309
	Chapter 15 Test	311
	● Cumulative Assessment	312












Glossary	313
----------	-----

Basic Facts Through 10

Lesson I-I

Match the set to the number.

Match the number to the number name.

1		1	two
2		9	one
3		2	four
4		4	nine
5		3	ten
6		0	five
7		10	three
8		5	zero
9		7	seven
10		8	six
11		6	eight

© Pearson Education, Inc./Dale Seymour Publications/Pearson Learning Group. All rights reserved. Copying strictly prohibited.

Write the numbers.

1




2

3



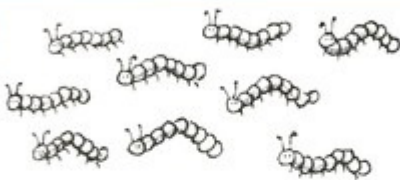
4



5



6



7




8



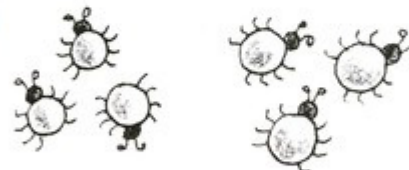
9



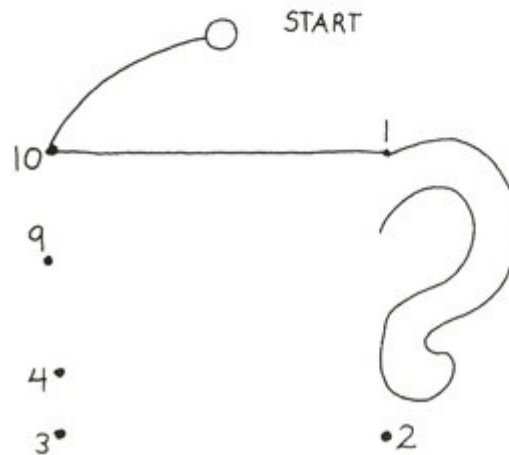

10



11





12 Connect the dots.



Name _____

Lesson 1-2

We started with 3 fish.
We bought 2 more.
How many fish
do we have in all? 5




$$3 + 2 = \underline{5}$$

$$\begin{array}{r} 3 \\ + 2 \\ \hline 5 \end{array}$$

Add.

1



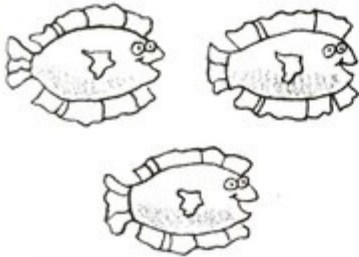
$$\begin{array}{r} 1 \\ + 2 \\ \hline \end{array}$$

2



$$\begin{array}{r} 1 \\ + 1 \\ \hline \end{array}$$

3




$$\begin{array}{r} 2 \\ + 1 \\ \hline \end{array}$$

4




$$\begin{array}{r} 3 \\ + 0 \\ \hline \end{array}$$

5




$$\begin{array}{r} 2 \\ + 2 \\ \hline \end{array}$$

6




$$\begin{array}{r} 0 \\ + 2 \\ \hline \end{array}$$

7



$$\begin{array}{r} 3 \\ + 1 \\ \hline \end{array}$$

8



$$\begin{array}{r} 1 \\ + 4 \\ \hline \end{array}$$